

State Cootie Catcher

State Fish: Rio Grande Cutthroat Trout

State Tree: Two-Needle Piñon Pine

State Animal: New Mexico Black Bear

State Amphibian: New Mexico Spadefoot Toad

State Insect: Tarantula Wasp

State Butterfly: Sandia Hairstreak

State Reptile: New Mexico Whiptail Lizard

State Bird: Chaparral Bird (Greater Roadrunner)

State Seal: The oldest government building in the U.S. is The Palace of the Governors in NM. It was built by the Spanish in 1609-1610.

State Seal Text: SEAL OF THE STATE OF NEW MEXICO

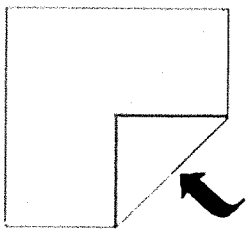
New Mexico



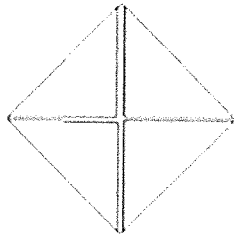
Instructions

Directions:

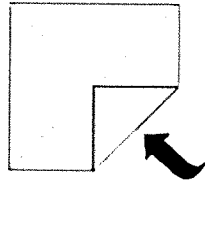
1. Cut out and fold the cootie catcher according to the directions.




Cut out square. Fold each corner up so the points meet in the center.



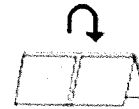
It should look like this. Flip the paper over so this side is on the bottom.



Fold each corner up so the points meet in the center again.



It will look like this now.



Fold in half and in half again to make it a small square, then unfold it so it looks like the previous step.















Slip your fingers into the four corners inside the folds. Move the creases into the middle to form four points.

2. Select a number from one of the four outer squares. Open and close the cootie catcher that many times.
3. Choose one of the numbers shown inside. Open and close the cootie catcher the number of times chosen.
4. Choose a second number shown and unfold the cootie catcher to reveal the fun fact about the state for that number.
5. Read the fact and try quizzing your friends.

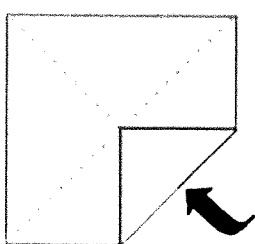
Tips on Paper Selection: Thinner paper such as regular copy paper works best for ease of folding and creasing. Avoid using heavier paper such as cardstock or construction paper as it will make the construction of the cootie catcher more difficult.



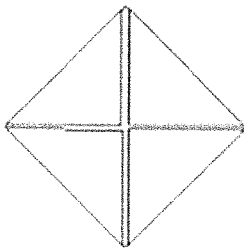
New Mexico Cootie Catcher

<p>Rio Grande Cutthroat Trout State Fish</p>  <p>2</p>	<p>State Tree: Two-Needle Piñon Pine</p> 	<p>State Animal: New Mexico Black Bear</p> 	<p>Yucca Flower State Flower</p>  <p>3</p>
<p>2</p> <p>State Amphibian: New Mexico Spadefoot Toad</p> 	<p>State Insect: Tarantula Hawk Wasp</p> 	<p>5</p> <p>State Reptile: New Mexico Whiptail Lizard</p> 	<p>9</p> <p>State Butterfly: Sandia Hairsreak</p> 
<p>1</p> <p>New Mexico the 48th State</p> 	<p>8</p> <p>Capital: Santa Fe</p> 	<p>7</p> <p>The oldest government building in the U.S. is the Palace of the Governors in NM. It was built by the Spanish in 1609-1610.</p> 	<p>4</p> <p>Chaparral Bird (Greater Roadrunner) State Bird</p> 

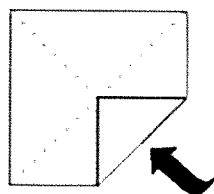
Kern County Kids Read ©2019



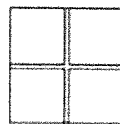
Cut out square. Fold each corner up so the points meet in the center.



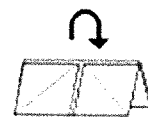
It should look like this. Flip the paper over so this side is on the bottom.



Fold each corner up so the points meet in the center again.



It will look like this now.














Fold in half and in half again to make it a small square, then unfold it so it looks like the previous step.



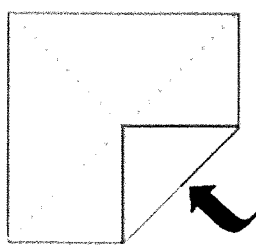
Slip your fingers into the four corners inside the folds. Move the creases into the middle to form four points.

1. Assemble the cootie catcher.
2. Select a number from one of the four outer squares. Open and close the cootie catcher that many times.
3. Choose one of the numbers shown inside. Open and close the cootie catcher the number of times chosen.
4. Choose a second number shown and unfold the cootie catcher to reveal and read the fact for that number.
5. Try quizzing your friends.

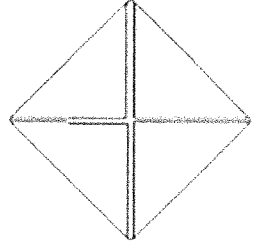
New Mexico Cootie Catcher

<p>Cutthroat Trout State Fish</p>  <p>2</p>	<p>3</p>  <p>State Tree: Two-Needle Piñon Pine</p>	<p>4</p>  <p>State Animal: New Mexico Black Bear</p>	<p>Yucca Flower State Flower</p>  <p>3</p>
<p>2</p> <p>State Amphibian: New Mexico Spadefoot Toad</p> 	<p>5</p>  <p>State Insect: Tarantula Hawk Wasp</p>	<p>6</p>  <p>State Reptile: New Mexico Whiptail Lizard</p>	<p>7</p>  <p>Chaparral Bird (Greater Roadrunner) State Bird</p>
<p>1</p> <p>State Butterfly: Sandia Hairstreak</p> 	<p>8</p>  <p>State Seal: The Palace of the U.S. is The Governors in NM. It was built by the Spanish in 1609-1610.</p>	<p>9</p>  <p>State Bird: Greater Roadrunner</p>	<p>4</p> <p>State Capital: Santa Fe</p>

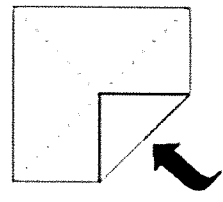
Kern County Kids Read ©2019




Cut out square. Fold each corner up so the points meet in the center.



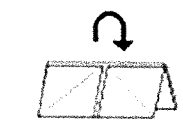
It should look like this. Flip the paper over so this side is on the bottom.



Fold each corner up so the points meet in the center again.



It will look like this now.




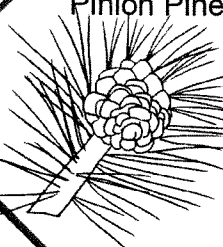



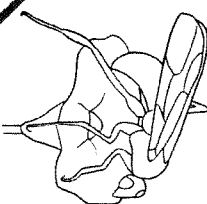

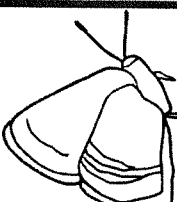



Fold in half and in half again to make it a small square, then unfold it so it looks like the previous step.



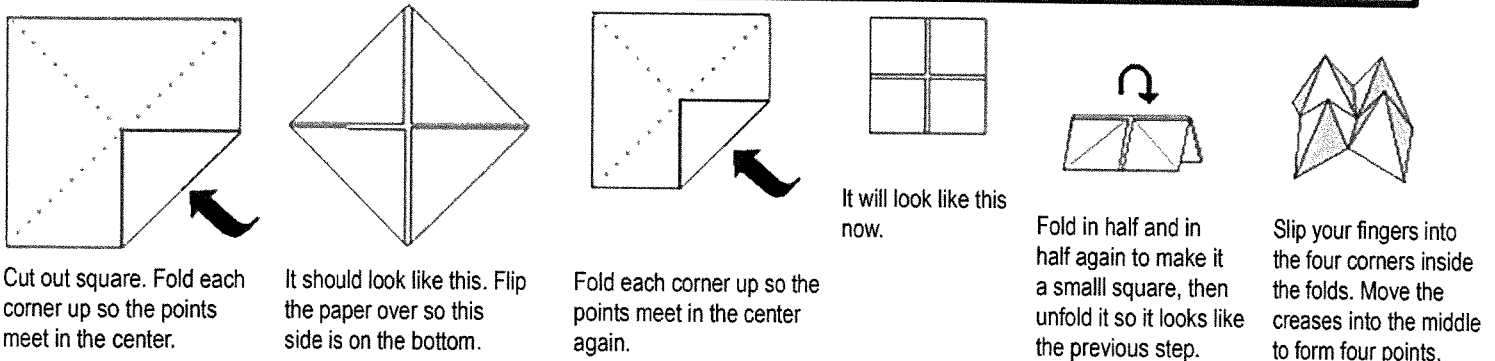
Slip your fingers into the four corners inside the folds. Move the creases into the middle to form four points.

1. Assemble the cootie catcher.
2. Select a number from one of the four outer squares. Open and close the cootie catcher that many times.
3. Choose one of the numbers shown inside. Open and close the cootie catcher the number of times chosen.
4. Choose a second number shown and unfold the cootie catcher to reveal and read the fact for that number.
5. Try quizzing your friends.

New Mexico Cootie Catcher

<p>Cutthroat Trout State Fish Rio Grande</p>  <p>2</p>	<p>3</p>	<p>State Tree: Two-Needle Piñon Pine</p> 	<p>State Animal: New Mexico Black Bear</p> 	<p>4</p>	<p>Yucca Flower State Flower</p>  <p>3</p>
<p>2</p>	<p>State Amphibian: New Mexico Spadefoot Toad</p> 	<p>5</p>	<p>State Insect: Tarrantula Hawk Wasp</p> 	<p>5</p>	<p>State Reptile: New Mexico Whiptail Lizard</p> 
<p>1</p>	<p>State Butterfly: Sandia Hairstreak</p> 	<p>9</p>	<p>State Capital: Santa Fe</p>  <p>1609-1610 Spanish in Governors in NM. It was built by the Palace of the U.S. is The oldest government building in the U.S.</p>	<p>9</p>	<p>State Bird (Greater) Roadrunner</p> 
<p>New Mexico the 48th State</p>  <p>1</p>	<p>8</p>	<p>7</p>	<p>4</p>	<p>4</p>	<p>4</p>

Kern County Kids Read ©2019




1. Assemble the cootie catcher.
2. Select a number from one of the four outer squares. Open and close the cootie catcher that many times.
3. Choose one of the numbers shown inside. Open and close the cootie catcher the number of times chosen.
4. Choose a second number shown and unfold the cootie catcher to reveal and read the fact for that number.
5. Try quizzing your friends.

Name _____

Date _____

The Invisible Crusher



What happens to the volume and density of air when it is heated?

You'll Need

- 1 Remove the cap from the soda bottle and place it into the pan of warm water for one minute. Predict: What do you think will happen to the air temperature in the bottle as it sits in the water? Why?

- clean, empty 2-liter soda bottle with cap
- large pan or pot half-filled with warm water
- sunny windowsill
- 2 or 3 ice cubes in zipper-style sandwich bag
- watch or clock

- 2 Remove the bottle from the water and screw on the cap as tightly as possible. Take the sandwich bag filled with ice and rub it on the outside of the bottle. What happens to the bottle?

- 3 Based on your observations, what happens to the volume of air inside the bottle as it begins to cool off?

- 4 Predict: What will happen to the bottle if you placed it in the sun for a few minutes?

- 5 Place the bottle with the cap still on tight under direct sunlight for 5 minutes. What happens to your bottle? Why do you think that is?

Think About It: What is the relationship between the volume of air and its temperature? What happens to the density of air as it gets warmer?

© 2008 by The McGraw-Hill Companies, Inc. All rights reserved. This material is intended for personal use only. No part of this publication may be reproduced, stored in a retrieval system, or transmitted, in any form or by any means, electronic, mechanical, photocopying, recording, or by any information storage and retrieval system, without the prior written permission of The McGraw-Hill Companies, Inc.